

There are a couple of ways to make the hard connection to the collector pipe. The size of the collector pipe is what dictates what fittings to use. The easiest method is to use a Tap Tee. The size of the pipe we are connecting to will dictate the size of the Tap Tee to use. Use the table below to determine the size of the Tap Tee. NOTE: Our endout has a 4" round outlet. Using any other Tap Tee will require a reducer (which we won't go into in here).

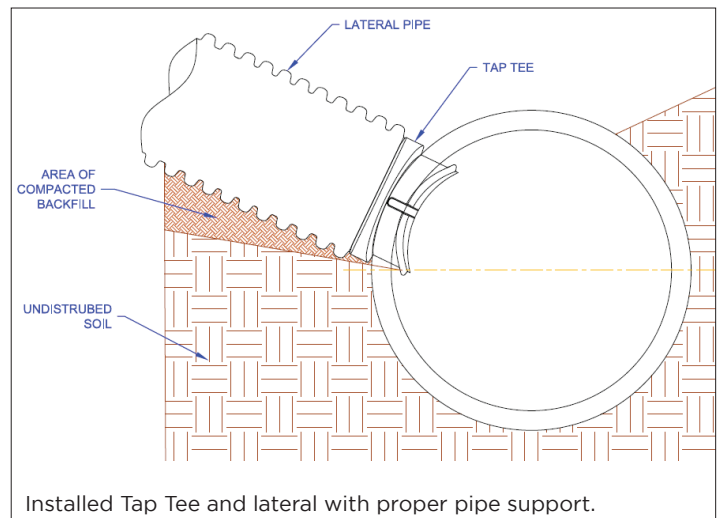

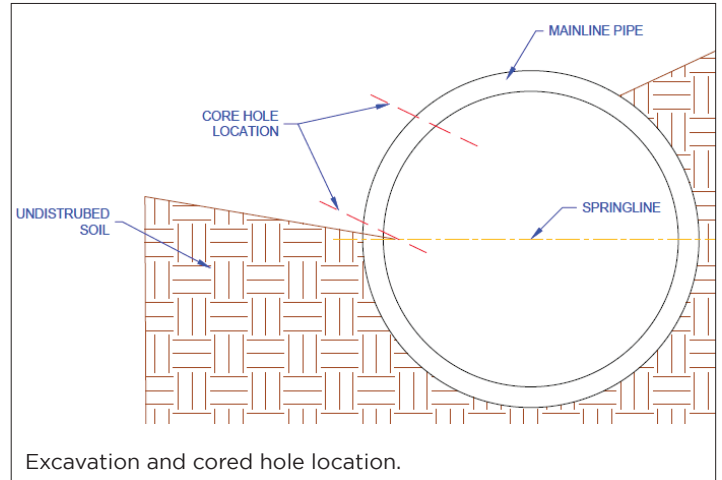
A Tap Tee can only connect to 6", 8", 10", 12" corrugated smooth interior HDPE pipes. Use a 4" long Tap Tee for these. For larger collector pipe, please contact Hydraway for recommendations.



Size	Part No.	Type	Unit	Pipe Fitting
4"	TT04S	Short	Each	6-8"
4"	TT04L	Long	Each	10-12"

## Installing a Tap Tee

1. When digging a "starter hole" down to the mainline pipe, it is best to preserve as much soil support around the pipe as possible. As conditions allow, only excavate to the area where the hole will be cored.
2. Using a hole saw matching the tap tee diameter (4" hole saw for 4" lateral connection), drill a hole into the main pipe, centered on the top of a corrugation, preferably above the springline.
3. Pinch the Tap Tee at the high points on the curved end.
4. Insert the Tee into the pipe with the points first. Rotate the Tap Tee to ensure the curve of the lugs match the ID of the mainline pipe.
5. Attach lateral pipe and blind the connection. When possible, use dry granular material when blinding/backfilling. This allows the backfill to fill in the voids around the connection. Backfill should also be compacted around the pipe to provide support to both the lateral and mainline, which is critical for the structural longevity of the connection. Make sure the lateral pipe sits on undisturbed or compacted native soil to maintain grade and pipe support.



\*Tap Tee instructions and images taken from Prinsco with permission.

## Hard Connection Installation Instructions

---

### Using 4" Tap Tee on Pipes 8-12"

Once the Tap Tee is installed on the collector pipe, connect 4" single wall corrugated pipe to the Tap Tee and connect the other end to endout EO-12 or EO-06. The length of the single wall pipe is dependent on the distance of the collector pipe to edge of the field.

Hydraway MUST terminate at the edge of trench. If Hydraway terminates inside the trench, all the water will fall out of the bottom of Hydraway due to the porosity of our system and then very little water will enter the pipe via the Tap Tee.

Use HydraTape to secure the Tap Tee and endout to the pipe.